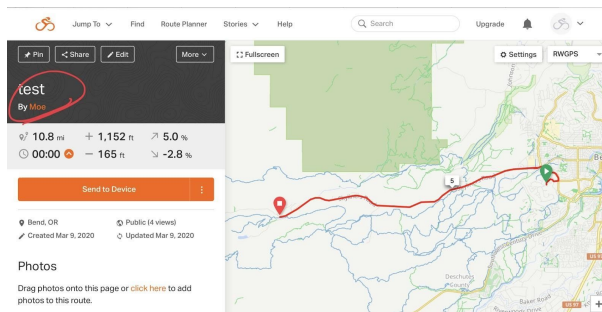


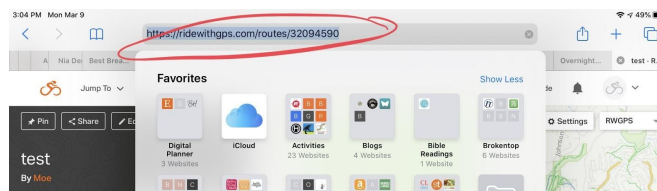
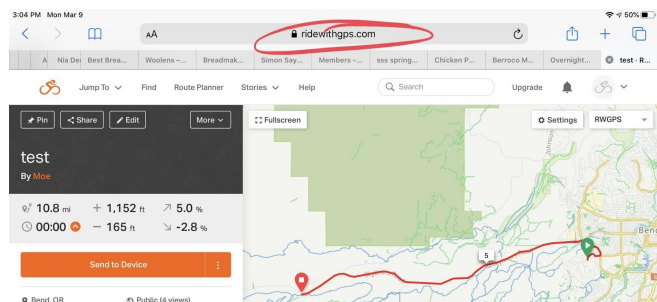
Saving a route to the Club RWGPS Route Library

- Create route, save it and name it

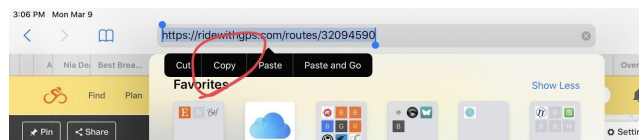


- View Route

- Click on the top bar (<https://ridewithgps.com/routes/.....>)

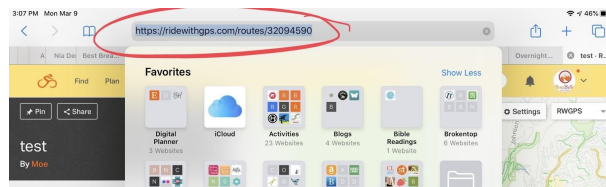


- Copy

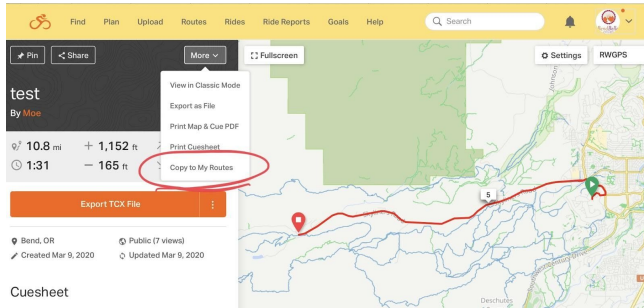


- Sign into Bella Club account

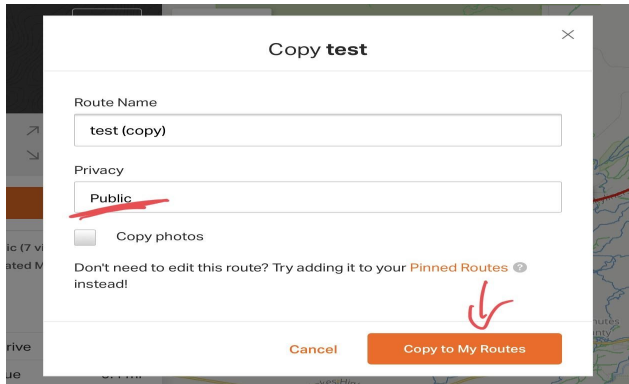
- Click on top bar
- Paste your copied route into top bar



- Enter/Go/Return
- In the 'MORE' dropdown menu, select 'copy to my routes'

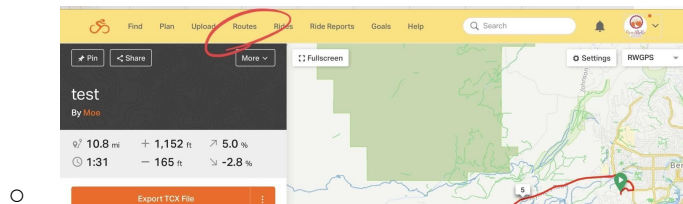


Cuesheet

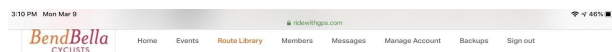


- Make sure your route is 'public' so all Bellas can see and use it.
- Press 'copy to my routes'
- Check to see if your ride is in the Route Library

- Choose 'Routes'



- In Route Library, type in the name of your route



Route Library

Filter by Tag by Name by Location

Any Distance Any elevation gain

<input type="checkbox"/>	Route ...	Tags	Location	Dist L...	Elev (ft)	Priv...	Updated	View
<input type="checkbox"/>	test (copy)		Bend, OR	10.8	1152	Public	03/09/20	View

-